



Trek[®] Tables



Discover a fresh perspective on table design with Trek[®] tables. The angled profile of the leg is a significant departure from traditional "floor-hugging" bases. This new design direction extends to more edge selections and design options, too.

Dynamic Table Solution

Trek tables exemplify excellent design and exceptional functionality. With a contemporary aesthetic suitable for various settings, these tables introduce a modern appeal. The inclined Trek leg design deviates from the usual floor-bound bases, and the tables offered in several versions, ensure versatility across diverse environments.

Features

- Offer an attractive, angled leg base profile, which allows ample leg clearance on all sides
- Optional quick-release modesty panels enhance Trek's sleek, contemporary design
- Easily adapt to a wide range of applications, including training environments, large or small group interaction, and collaborative spaces
- Available as fixed or flip-top models
- Select either standard or lightweight top
- Optional PowerUp modules provide convenient power and data access
- Offered in a variety of sizes and table top shapes
- Trek Plus options create varied configurations, with an easy-to-use, quick-connect ganger to lock tables together
- Choose glides, casters, or a mix of both for varying levels of mobility

Construction

- Trek employs heavy-gauge tubular steel components in fixed or flip-top models
- Includes T, TT and X base configurations
- Tables with casters will include two locking and two non-locking casters
- Casters and glides available in black only
- Ganging mechanism does not require tools when joining tables and is self-storing under tabletop
- Standard flip-top table does not have a detachable top

Styles

Fixed Leg

X-Base



Square
W 30, 36, 42"
D 30, 36, 42"
H 29"



Round
Dia. 30, 36, 42, 48"
H 29"



Rectangular
W 24, 30"
D 30, 36"
H 29"

Flip Top

X-Base



Square

W 30, 36"

D 30, 36"

H 29"



Round

Dia. 30, 36"

H 29"

Lightweight

T-Base



Rectangular

W 18, 24, 30, 36"

D 60, 72, 84"

H 29"

Plus Typicals




Racetrack

W 144, 180"

D 96, 120"

H 29"

Individual Table Width: 24, 30, 36"



Quarter Circle

W 96, 108, 144"

D 96, 108, 144"

H 29"

Individual Table Width: 24, 30, 36"



Oval

W 96, 120, 144"

D 48, 60, 72"

H 29"

Individual Table Width: 24, 30, 36"



Open Circle

W 96, 120, 144"

D 96, 120, 144"

H 29"

Individual Table Width: 24, 30, 36"



Circle

W 48, 60, 77"

D 48, 60, 77"

H 29"

Individual Table Width: 24, 30, 36"



Open Hexagon

W 96, 120, 144"

D 84, 105, 126"

H 29"

Individual Table Width: 21, 26.25, 31.5"




Hexagon

W 48, 60, 72"

D 42, 52.5, 63"

H 29"

Individual Table Width: 21, 26.25, 31.5"



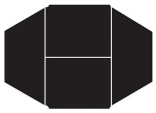
Open Boat

W 111"

D 72"

H 29"

Individual Table Width: 24"



Boat

W 90, 112.5, 135"

D 48, 60, 72"

H 29"

Individual Table Width: 24, 30, 36"

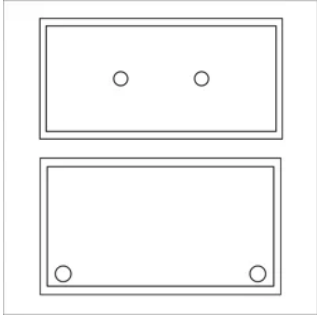
Accessories



Table Truck

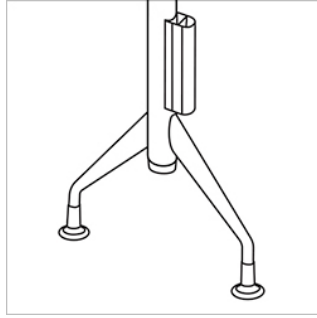
Options

Power



Grommets

*Available on rectangular tables with fixed leg or lightweight bases.

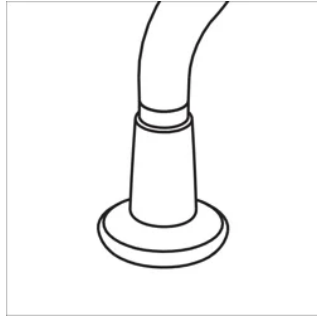


Leg Wireways

Base

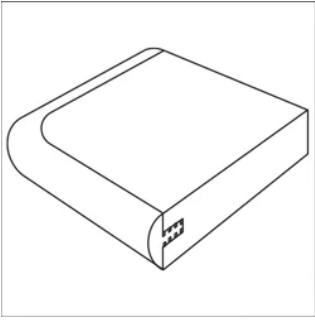


Casters



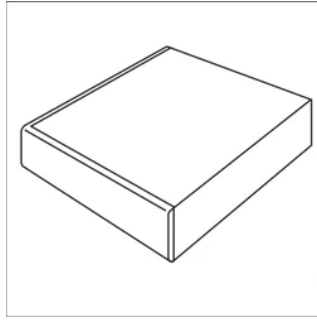
Glides

Edge

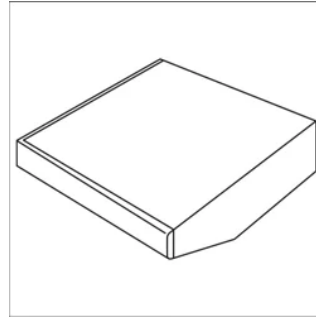


1-1/4" Vinyl Bullnose

*Not available in plus tables

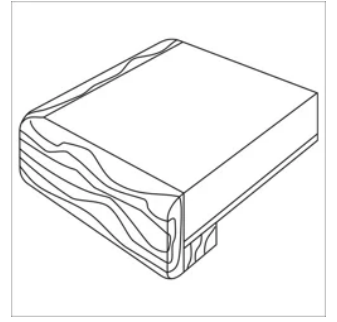


74P



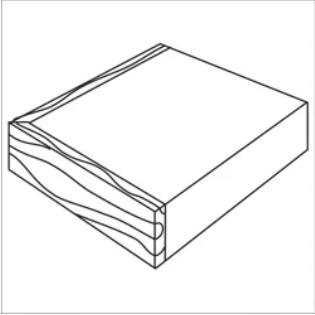
Knife

*Not available in plus tables



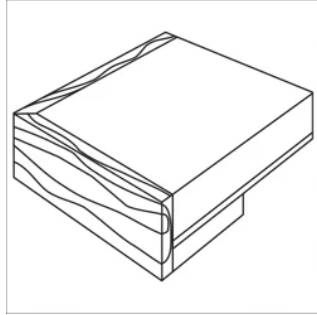
1-3/4" Wood Bullnose

*Only available in fixed leg



3/8" Wood Band

*Only available in plus tables



1-3/4" Wood Band

*Only available in plus tables

WARRANTY

Lifetime

[View Terms & Conditions](#)