



Pirouette® Tables



Pirouette is a comprehensive table line that offers a variety of worksurface shapes, base styles and heights to help create cohesive and adaptive spaces.

Key Features

- A Worksurface Shapes**
Fixed-height tables are available in nine top shapes. Adjustable-height tables are available in rectangle or chevron shapes.
- B Base Heights**
Adjustable-height and varied fixed-height bases support tiered and flexible environments. Adjustable-height tables are available with pneumatic or screw adjustment in a range of 29–44". Fixed-height bases are available in 29, 36, and 42" heights.
- C User Comfort**
Maximized leg spacing enhances user comfort. Collaborative base legs inset an additional 6", allowing seating on all four sides.
- D Compact Storage**
Table top locking handle is a single-handed lever that flips the worksurface vertically into nested position while angled leg supports inline nesting.
- E Nesting T-base**
Innovative base design allows Pirouette to be used as a dual-sided table. The articulating leg of fixed-height bases and angled leg of the adjustable-height bases allow any nesting table to be stored together at any height.
- F Organized Power**
Power is available as corded or single circuit with vertical wire manager and Velcro straps attached to worksurface. Single circuit power includes trough attached to worksurface. Trough may be specified separately.



Styles

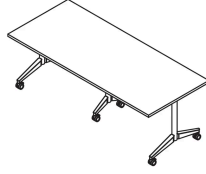
*Larger table styles may require additional support leg(s).

Fixed Worksurface



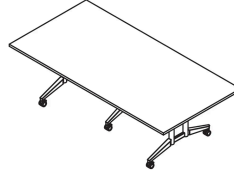
Rectangular Training
T-Base

W 30, 36, 42, 48, 54, 60, 66,
72"
D 18, 24, 30, 36"
H 29, 36, 42"



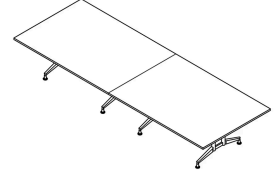
Rectangular Training
T-Base*

W 84, 96"
D 36"
H 29"



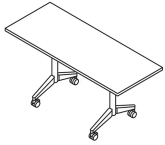
Rectangular Conference
TT-Base

W 60, 72, 84, 96, 120, 132, 144"
D 42, 48, 60"
H 29"



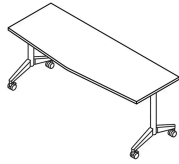
Rectangular Conference
TT-Base*

W 156, 168, 192, 240"
D 60"
H 29"



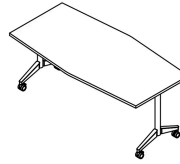
Rectangular Collaborative
T-Base

W 60, 66, 72, 84, 96"
D 24, 30, 36"
H 29"



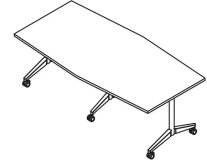
Chevron T-Base

W 60, 72"
D 18, 24, 30"
H 29, 36, 42"



Double Chevron
T-Base

W 60, 72"
D 36, 42"
H 29"



Double Chevron
T-Base*

W 84, 96"
D 42"
H 29"



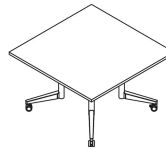
Double Chevron
Conference TT-Base

W 60, 72, 84, 96, 120"
D 48, 54"
H 29"



Guitar Pick C-Base

W 48, 54, 60"
D 48, 54, 60"
H 29"



Square C-Base

W 42, 48, 60"
D 42, 48, 60"
H 29"



Square X-Base

W 30, 36"
D 30, 36"
H 29, 36, 42"



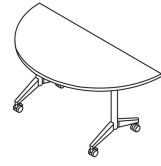
Round C-Base
Dia. 48, 60"
H 29"



Round X-Base
Dia. 30, 36, 42"
H 29, 36, 42"



Scale Up T-Base
W 72"
D 30"
H 29"



Half Round T-Base
W 48, 60, 72"
D 24, 30, 36"
H 29"

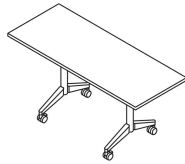


Trapezoid T-Base
W 60"
D 30"
H 29"

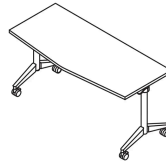
Nesting Worksurface



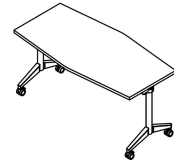
Rectangular Training
T-Base
W 30, 36, 42, 48, 54, 60, 66,
72"
D 18, 24, 30, 36"
H 29, 36, 42"



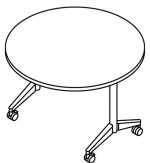
Rectangular Collaborative
T-Base
W 60, 66, 72, 84, 96"
D 24, 30, 36"
H 29"



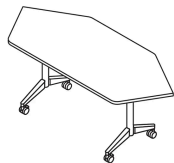
Chevron T-Base
W 60, 72"
D 18, 24, 30"
H 29, 36, 42"



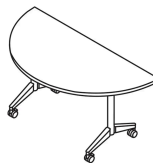
Double Chevron
T-Base
W 60, 72"
D 30, 36, 42"
H 29"



Round T-Base
Dia. 42, 48"
H 29"



Scale Up T-Base
W 72"
D 30"
H 29"



Half Round T-Base
W 48, 60, 72"
D 24, 30, 36"
H 29"



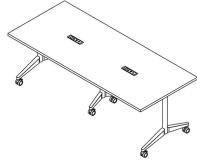
Trapezoid T-Base
W 60"
D 30"
H 29"

Fixed Worksurface with Single Circuit Electrical



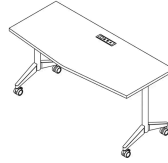
Rectangular Training
T-Base

W 36, 42, 48, 54, 60, 66, 72"
D 24, 30, 36"
H 29, 36, 42"



Rectangular Training
T-Base*

W 84, 96"
D 36"
H 29"



Chevron T-Base

W 60, 72"
D 24, 30"
H 29, 36, 42"



Scale Up T-Base

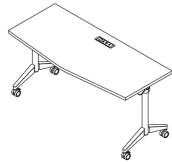
W 72"
D 30"
H 29"

Nesting Worksurface with Single Circuit Electrical



Rectangular Training
T-Base

W 36, 42, 48, 54, 60, 66, 72"
D 24, 30, 36"
H 29, 36, 42"



Chevron T-Base

W 60, 72"
D 24, 30"
H 29, 36, 42"



Scale Up T-Base

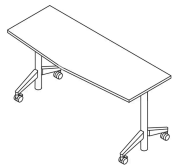
W 72"
D 30"
H 29"

Pneumatic Height-Adjustable Fixed Worksurface



Rectangular T-Base

W 48, 54, 60, 66, 72"
D 24, 30"
H 29-44"



Chevron T-Base

W 60, 72"
D 24, 30"
H 29-44"

Pneumatic Height-Adjustable Fixed Worksurface



Rectangular T-Base

W 48, 54, 60, 66, 72"
D 24, 30"
H 29-44"



Chevron T-Base

W 60, 72"
D 24, 30"
H 29-44"

Set-Screw Height-Adjustable Nesting Worksurface



Rectangular T-Base
W 48, 54, 60, 66, 72"
D 24, 30"
H 29-44"

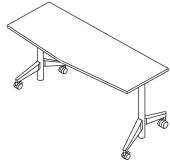


Chevron T-Base
W 60, 72"
D 24, 30"
H 29-44"

Set-Screw Height-Adjustable Nesting Worksurface



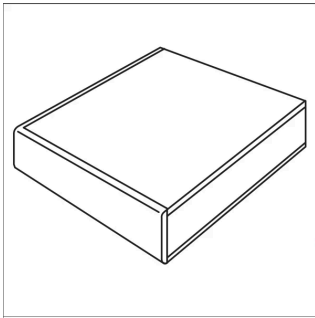
Rectangular T-Base
W 48, 54, 60, 66, 72"
D 24, 30"
H 29-44"



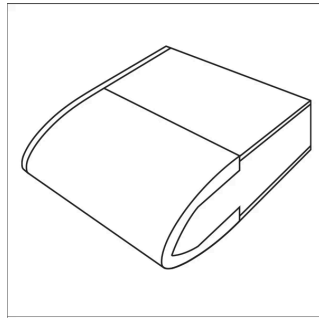
Chevron T-Base
W 60, 72"
D 24, 30"
H 29-44"

Options

Edges

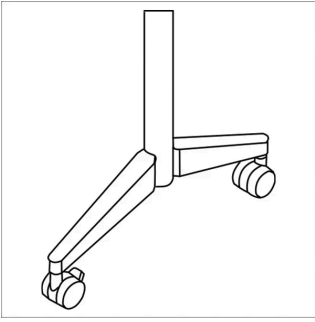


74P

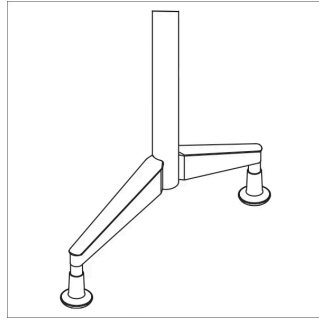


Urethane (ME2)

Feet

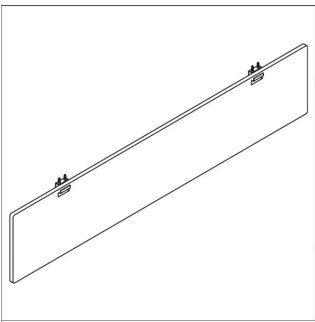


Caster



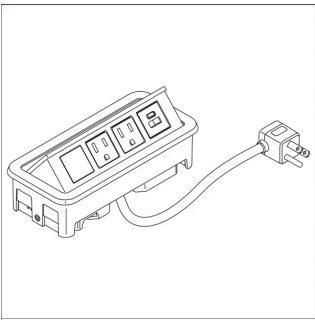
Glide

Modesty Panel

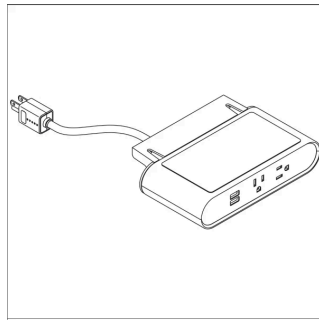


Polyester Felt

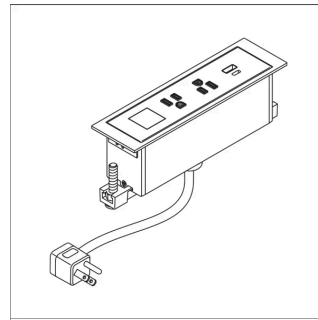
Power Accessories



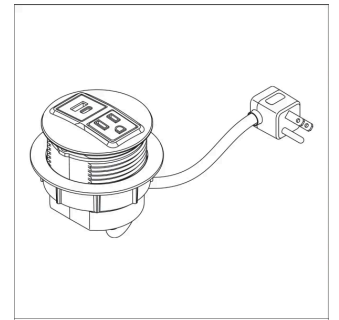
Nacre In-Surface



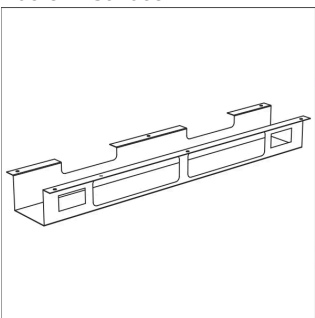
Dubbel Under-Surface



Dean In-Surface



Node In-Surface



Wire Management Trough

Document Links

BROCHURE

[View brochure.](#)

PRICING

[View price list.](#)

PHOTOGRAPHY

[View image gallery.](#)

VIDEOS

[View product videos.](#)

SEE IT SPEC IT

[Create your own virtual spec.](#)

CAD/REVIT SYMBOLS

[View symbol library.](#)

TECH SPECS

[View product specifications.](#)

[View product specifications.](#)

SUSTAINABILITY

[View environmental data sheet.](#)

[View environmental data sheet.](#)

SURFACE MATERIALS

[View approved finishes.](#)

WARRANTY

Lifetime*

*12 year warranty on Pirouette height-adjustable tables

[View Terms & Conditions](#)