



12/7/2019










APPROVED MATERIALS FOR

Barron Tables

Racetrack Top (Fixed/Folding Leg or Flip Top) (BRNRK)

Surface Finish

FINISH NAME	
	BILTMORE CHERRY LAM 7924-38 LBT
	BLACK 1595-60 LBK
	BRIGHTON WALNUT #7922-38 LBW
	CANYON ZEPHYR 4842-60 LCA
	CASTLE OAK 7928-38 LCO
	CASUAL LINEN 4944-38 LCU
	CHERRY STORM 7054-60 LCX

FINISH NAME



CLASSIC LINEN 4943-38

LCI




CLOUD ZEPHYR 4856-60

LCL




COCOBALA 7942-38

LCC




COFFEE BEAN D495-60

LCB



CRISP LINEN 4942-38

LRI



DESERT ZEPHYR 4841-60

LDZ




DOVE GREY D92-60

LDG




FIRED STEEL 4994-60

LIL



FLAX LINEN 4990-38

LXF



FLORENCE WALNUT 7993-38

LFC

FINISH NAME



FORGED STEEL 4995-60
LOL




FROSTY WHITE 1573-60
LFW



GRAPHITE NEBULA 4623-60
LGN



GREY LAM 1500-60
LGE



HIGH RISE 4996-38
LHE




HOLLYBERRY D307-60
LHY




IRISH LINEN 4993-38
LIH



ISLAND D498-60
LID



ITALIAN SILVER ASH 8217-38
LIT




KENSINGTON MAPLE 10776-60
LKM

FINISH NAME



LAPIS BLUE D417-60

LLB



MARKERBOARD WHITE 459-90

LMK



MISTED ZEPHYR 4843-60

LMR



MONTICELLO MAPLE 7925-38

LMT




NICKEL EVOLVE 4813-60

LNV



NORTH SEA D90-60

LNA




OCEAN D502-60

LON




ORANGE GROVE D501-60

LOE




PEARL BISQUE LS D485-07

LPB



PEARL SILVER LS D487-07

LPS



PRESSED LINEN 4991-38

LPR


FINISH NAME



RIVER CHERRY LAM 7937-38
LRY




RUGGED LINEN 4989-38
LRG



SATIN STAINLESS 4830-07
LSS



SHADOW ZEPHYR 4857-60
LSR




SILICON EVOLVE 4811-60
LSV




STERLING ASH 7995-38
LAZ



TAILORED LINEN 4992-38
LTL



TITANIUM EVOLVE 4810-60
LTV




WHITE NEBULA 4621-60
LWL



WHITE SAND D403-60
LWN

FINISH NAME



WINDSOR MAHOGANY 7039-38
LWY

Edge Color


FINISH NAME




Sterling Ash edge
EAZ



Black edge
EBL




Biltmore Cherry edge
EBT




Brighton Walnut edge
EBW




Cocobala edge
ECC



Cool Grey edge
ECG




Castle Oak edge
ECO



Chocolate edge
ECT

FINISH NAME




Cherry Storm edge

ECX




Cayenne edge

ECY




Florence Walnut edge

EFC



Flannel edge

EFN



Frosty White edge

EFW



Grass Green edge

EGN




Blue Grey edge

EGR




Italian Silver Ash edge

EIT



Kensington Maple edge

EKM



Light Tone edge

ELG

FINISH NAME



Multiplex edge
EMB



Mardi Gras edge
EMG



Monticello Maple edge
EMT



Misty Brown edge
EMY



Nordic edge
END



Nemo edge
ENE




Purple Haze edge
EPH



Poppy Red edge
EPR



Rubber Ducky edge
ERK



River Cherry edge
ERY

FINISH NAME




Sand edge

ESA



Splash edge

ESH



Sky Blue edge

ESK



Surf's Up edge

ESP




Ultra Blue edge

EUB




Warm Grey edge

EWG



Wet Sand edge

EWS



Windsor Mahogany edge

EWY



Zesty Lime edge

EZL

Base Finish

FINISH NAME



Black

BL



Cool Grey

CG



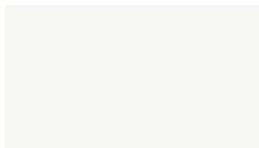
Chrome

CH




Champagne Metallic

CM



Cottonwood

CO




Chocolate

CT



Cayenne

CY



Espresso Metallic

EX



Flannel

FN



Grass Green

GN

FINISH NAME



Blue Grey

GR



Light Tone

LG



Mardi Gras

MG



Misty Brown

MY



Nordic

ND



Nemo

NE



Purple Haze

PH



Poppy Red

PR



Rubber Ducky

RK



Sand


SA

FINISH NAME



Splash

SH



Sky Blue

SK



Surf's Up

SP



Starlight Silver Metallic

SX




Ultra Blue

UB



Warm Grey

WG




Wet Sand

WS



Zesty Lime

ZL




Bronze Metallic

ZM

Stained Wood Edge

FINISH NAME




Biltmore Cherry on Maple (sample not available)

MBT




Brighton Walnut on Maple-Not Supported with Samples

MBW




Cocoa on Maple

MCA




Cinnamon on Maple

MCN




Cherry Storm on Maple

MCX




Florence Walnut on Maple

MFC




Kensington Maple on Maple

MMA




Monticello Maple on Maple

MMT



River Cherry on Maple







MRY






Castle Oak on Oak

VOK



Table Height Other Than 29"

FINISH NAME	
 IMAGE COMING SOON	Standard height (29") -NO
 IMAGE COMING SOON	Non-Standard height 30" 30"
 IMAGE COMING SOON	Non-Standard height 32" 32"
 IMAGE COMING SOON	Non-Standard height 36" 36"
 IMAGE COMING SOON	Non-Standard height 42" - Maximum height is 42" 42"
 IMAGE COMING SOON	Non-Standard height fill in height - Maximum height is 42" XX (EDIT)

Caster/Glides

FINISH NAME	
 IMAGE COMING SOON	No casters -NCST
 IMAGE COMING SOON	Casters C
 IMAGE COMING SOON	Rolling base (1 foot w/rollers, 1 foot w/glides) R

Base Options

FINISH NAME	
 IMAGE COMING SOON	No casters -NCST
 IMAGE COMING SOON	Casters C

Approvals for KI surface materials are subject to change. Please visit ki.com/surfacematerials to view the latest material approvals.

800.424.2432 INFO@KI.COM